



ADHM 251 PROJECT 1: THE MARTIN RESIDENCE PROGRAMMING BINDER FALL 2016

ADHM 251 Interior Design Studio 1: Residential

North Dakota State University

Grace Dietz

Table of Contents

	Page Number
Goals and Objectives	2
Design Concept Statement	3
Room Data Sheets	3-11
Adjacency Matrix	12-13
Bubble Diagram	14-15
Blocking Diagram	16-17
Circulation Diagram	18-19
FF&E Schedule	20-65
Room Finish Schedule	66-75
Lighting Schedule	76-88
Schematic Sketches	89
Custom Window Treatment	90
Custom Light Fixture	91
Study Model Photos	92
Works Cited	93
Appendix	
Annotated Bibliographies	94-99
Reaction Paper	100-106

Goals and Objectives

Goal 1: Create a space in which the homeowners can age in place.

Objective: Avoid using knobs and instead use pulls on cabinets.

Objective: Raise standard toe kick space (universal height=9")

Objective: Provide custom built ins that don't require the use of a step stool or ladder to reach highest shelf/unit.

Objective: Include a 5ft turn around in the bathroom.

Objective: Widened traffic path around kitchen island.

Goal 2: Create a sustainable space.

Objective: Purchase ecofriendly luminaires.

Objective: Incorporate repurposed materials within furniture and décor.

Objective: Consider enhancing lighting of space with natural light first, then with artificial light.

Goal 3: Create a multipurpose space.

Objective: Add a hidden desk feature in guest room to provide pop up work space.

Objective: Maximize space by purchasing a stacked washer and dryer for laundry room.

Objective: Provide bench seating with additional internal storage.

Goal 4: Create a space that accommodates multiple guests at once when entertaining.

Objective: Provide maximum amount of countertop space in kitchen for drinks and food.

Objective: Provide an array of seating options that are accommodate a variety of guest's comfort zones.

Objective: Keep main public spaces such as living room, kitchen, etc. separate from private spaces occupied by the main residents such as the master bathroom, bedroom, etc.

Goal 5: Provide clear boundaries for each space of the apartment complex.

Objective: Bedrooms should be closed off from the main traffic space with full height walls.

Objective: Anchor furniture with rugs to define spaces.

Objective: Each space should provide an individual focal point.

Design Concept Statement

The 300 apartment complex is designed for an “empty nest” couple that is looking to downsize in space but still maintain function ability. The outdoor views provide a main focal point for the space and natural light is heavily used to enhance the space. The use of warm and neutral colors classifies the space as inviting and comfortable. The warm tones in the space allow for an inviting setting and connect the users together within the space. In this space, the users will be able to celebrate life’s joys and uphold family traditions together.

Room Data Sheets

Room Name: Master Bedroom

User(s): Clark, Ava

Activities: sleeping, reading, watching tv, using computer or mobile device, folding laundry, packing suitcase

Furniture/Equipment & Occupancy/Occupant Load	Mechanical/Electrical	Architectural
Furniture: <ul style="list-style-type: none"> • bed • 2 nightstands • 2 lamps • Chairs • Dresser 	Heating/Ventilation/AC: <ul style="list-style-type: none"> • A/C • thermostat 	Flooring: <ul style="list-style-type: none"> • wood flooring
Equipment/Appliances: <ul style="list-style-type: none"> • T.V. 	Plumbing/Fixtures: <ul style="list-style-type: none"> • N/A 	Wall Partition(s): <ul style="list-style-type: none"> • Gypsum board • Paint
Hours of Use: <ul style="list-style-type: none"> • evenings 	Communication: <ul style="list-style-type: none"> • cable tv • wifi • phone 	Ceiling: <ul style="list-style-type: none"> • paint
Special Provisions: <ul style="list-style-type: none"> • Aging in Place (6ft clearance at accessible side of bed) 	Electrical: <ul style="list-style-type: none"> • Light switches (3) • Receptacles (5) 	Doors/Windows: <ul style="list-style-type: none"> • Sliding pocket door to bathroom • Pocket door entrance • Floor to ceiling windows
Occupancy Classification & Occupant Load Per Room: <ul style="list-style-type: none"> • Residence-2 	Room Size: <ul style="list-style-type: none"> • 160 sq. ft. 	Natural Lighting & Natural Lighting Controls: <ul style="list-style-type: none"> • Window with drapes

Additional Information: The master bedroom space will include surround sound. The space is to be designed to accommodate for suitable travel flow for both the current mobility status of the clients and for future mobility status.

Room Name: Walk In Closet

User(s): Clark, Ava

Activities: getting dressed/undressed, folding laundry

Furniture/Equipment & Occupancy/Occupant Load	Mechanical/Electrical	Architectural
Furniture: <ul style="list-style-type: none"> N/A 	Heating/Ventilation/AC: <ul style="list-style-type: none"> N/A 	Flooring: <ul style="list-style-type: none"> wood
Equipment/Appliances: <ul style="list-style-type: none"> N/A 	Plumbing/Fixtures: <ul style="list-style-type: none"> N/A 	Wall Partition(s): <ul style="list-style-type: none"> Gypsum board painted
Hours of Use: <ul style="list-style-type: none"> Minimal morning and evening time use 	Communication: <ul style="list-style-type: none"> Wifi phone 	Ceiling: <ul style="list-style-type: none"> painted
Special Provisions: <ul style="list-style-type: none"> Aging in Place 	Electrical: <ul style="list-style-type: none"> Receptacle (2) Light switch (1) 	Doors/Windows: <ul style="list-style-type: none"> Pocket door
Occupancy Classification & Occupant Load Per Room: <ul style="list-style-type: none"> Residence-2 	Room Size: <ul style="list-style-type: none"> 35 sq. ft. 	Natural Lighting & Natural Lighting Controls: <ul style="list-style-type: none"> n/a
Additional Information: The closet will include adequate amount of lighting due to the tasks being performed in the space. Custom built in organizers will include prep space for folding laundry, as well as maximum amount of storage for clothing.		

Room Name: Master Bathroom

User(s): Clark, Ava

Activities: showering/bathing, brushing teeth, applying makeup, dressing/undressing, personal hygiene

Furniture/Equipment & Occupancy/Occupant Load	Mechanical/Electrical	Architectural
Furniture: <ul style="list-style-type: none"> N/A 	Heating/Ventilation/AC: <ul style="list-style-type: none"> Bathroom fan 	Flooring: <ul style="list-style-type: none"> tile
Equipment/Appliances: <ul style="list-style-type: none"> N/A 	Plumbing/Fixtures: <ul style="list-style-type: none"> double sinks toilet pull in shower/steam shower combo tub 	Wall Partition(s): <ul style="list-style-type: none"> gypsum board
Hours of Use: <ul style="list-style-type: none"> Mornings and evenings 	Communication: <ul style="list-style-type: none"> Wifi TV phone 	Ceiling: <ul style="list-style-type: none"> painted
Special Provisions: <ul style="list-style-type: none"> Aging in place 	Electrical: <ul style="list-style-type: none"> GFCI receptacles (4) Light switches (3) 	Doors/Windows: <ul style="list-style-type: none"> Sliding pocket door
Occupancy Classification & Occupant Load Per Room: <ul style="list-style-type: none"> Residence-2 	Room Size: <ul style="list-style-type: none"> 80 sq. ft. 	Natural Lighting & Natural Lighting Controls: <ul style="list-style-type: none"> N/A
Additional Information: The bathroom space is designed for aging in place. Scenarios such as slipping, falling, and inaccessibility are all considered within process of design.		

Room Name: 2nd Bedroom w/ Closet

User(s): Clark, Ava, guests

Activities: sleeping, organizing/packing, working (office related), lounging

Furniture/Equipment & Occupancy/Occupant Load	Mechanical/Electrical	Architectural
Furniture: <ul style="list-style-type: none"> • Desk • Bed • 2 nightstands • Task/lounge chair 	Heating/Ventilation/AC: <ul style="list-style-type: none"> • Ac • thermostat 	Flooring: <ul style="list-style-type: none"> • wood
Equipment/Appliances: <ul style="list-style-type: none"> • N/A 	Plumbing/Fixtures: <ul style="list-style-type: none"> • N/A 	Wall Partition(s): <ul style="list-style-type: none"> • Wallpaper • Gypsum board • paint
Hours of Use: <ul style="list-style-type: none"> • morning/afternoon/evening-occasional 	Communication: <ul style="list-style-type: none"> • Wifi • Tv • Data • phone 	Ceiling: <ul style="list-style-type: none"> • paint
Special Provisions: <ul style="list-style-type: none"> • Aging in place 	Electrical: <ul style="list-style-type: none"> • 120 receptacles 	Doors/Windows: <ul style="list-style-type: none"> • 4 panel door
Occupancy Classification & Occupant Load Per Room: <ul style="list-style-type: none"> • Residence-2/3 	Room Size: <ul style="list-style-type: none"> • 140 sq. Ft. 	Natural Lighting & Natural Lighting Controls: <ul style="list-style-type: none"> • N/A
Additional Information: The space is to be designed multipurpose and functional. Custom built ins will allow for both guests to reside comfortably, as well as for Ava and Clark to perform their day to day tasks and work effortlessly.		

Room Name: Main Bathroom

User(s): Clark, Ava, guests

Activities: personal hygiene, applying make-up, styling hair

Furniture/Equipment & Occupancy/Occupant Load	Mechanical/Electrical	Architectural
Furniture: <ul style="list-style-type: none"> N/A 	Heating/Ventilation/AC: <ul style="list-style-type: none"> Bathroom fan 	Flooring: <ul style="list-style-type: none"> tile
Equipment/Appliances: <ul style="list-style-type: none"> N/A 	Plumbing/Fixtures: <ul style="list-style-type: none"> Toilet Sink Pull in Shower 	Wall Partition(s): <ul style="list-style-type: none"> gypsum board paint
Hours of Use: <ul style="list-style-type: none"> Morning/afternoon/evening 	Communication: <ul style="list-style-type: none"> Wifi phone 	Ceiling: <ul style="list-style-type: none"> paint
Special Provisions: <ul style="list-style-type: none"> Aging in place 	Electrical: <ul style="list-style-type: none"> GFCI Receptacles (2) Light switches (1) 	Doors/Windows: <ul style="list-style-type: none"> Pocket door
Occupancy Classification & Occupant Load Per Room: <ul style="list-style-type: none"> Residence-1 	Room Size: <ul style="list-style-type: none"> 75 sq. ft. 	Natural Lighting & Natural Lighting Controls: <ul style="list-style-type: none"> N/A
Additional Information: Main bathroom space is within close proximity of main public spaces including living room, dining room, and kitchen. Vanity will include space for linen storage.		

Room Name: Kitchen

User(s): Clark, Ava, guests

Activities: cooking, cleaning and preparing food, entertaining, serving, working (office related)

Furniture/Equipment & Occupancy/Occupant Load	Mechanical/Electrical	Architectural
Furniture: <ul style="list-style-type: none"> Bar stools 	Heating/Ventilation/AC: <ul style="list-style-type: none"> Vent exhaust hood 	Flooring: <ul style="list-style-type: none"> Wood flooring
Equipment/Appliances: <ul style="list-style-type: none"> Refrigerator Built in microwave Dishwasher Stove Oven Sink Garbage disposal 	Plumbing/Fixtures: <ul style="list-style-type: none"> garbage disposal water line 	Wall Partition(s): <ul style="list-style-type: none"> gypsum board paint
Hours of Use: <ul style="list-style-type: none"> Morning/afternoon/evening 	Communication: <ul style="list-style-type: none"> Wifi phone 	Ceiling: <ul style="list-style-type: none"> paint
Special Provisions: <ul style="list-style-type: none"> Aging in place 	Electrical: <ul style="list-style-type: none"> GFCI receptacles 	Doors/Windows: <ul style="list-style-type: none"> n/a
Occupancy Classification & Occupant Load Per Room: <ul style="list-style-type: none"> Residence-5 	Room Size: <ul style="list-style-type: none"> 150 sq. ft. 	Natural Lighting & Natural Lighting Controls: <ul style="list-style-type: none"> n/a
Additional Information: Custom built ins within cabinets balance with free open storage space. Custom island included. Surround system included in the space.		

Room Name: Dining

User(s): Clark, Ava, guests

Activities: dining, socializing/entertaining, work (office related)

Furniture/Equipment & Occupancy/Occupant Load	Mechanical/Electrical	Architectural
Furniture: <ul style="list-style-type: none"> • table • chairs (8) • buffet table 	Heating/Ventilation/AC: <ul style="list-style-type: none"> • thermostat • ac 	Flooring: <ul style="list-style-type: none"> • wood
Equipment/Appliances: <ul style="list-style-type: none"> • n/a 	Plumbing/Fixtures: <ul style="list-style-type: none"> • n/a 	Wall Partition(s): <ul style="list-style-type: none"> • brick • gypsum board • paint
Hours of Use: <ul style="list-style-type: none"> • Morning/afternoon/evening 	Communication: <ul style="list-style-type: none"> • Wifi • phone 	Ceiling: <ul style="list-style-type: none"> • paint
Special Provisions: <ul style="list-style-type: none"> • Aging in place 	Electrical: <ul style="list-style-type: none"> • Receptacles (4) 	Doors/Windows: <ul style="list-style-type: none"> • Main window
Occupancy Classification & Occupant Load Per Room: <ul style="list-style-type: none"> • Residence-8 	Room Size: <ul style="list-style-type: none"> • 120 sq. ft. 	Natural Lighting & Natural Lighting Controls: <ul style="list-style-type: none"> • Drapery/shades
Additional Information: Table in dining room will be custom made to fit 8 people at once. Surround system included in the space. Custom light fixture above dining table.		

Room Name: Living

User(s): Clark, Ava, guests

Activities: reading, work (office related), entertaining/socializing, eating, sleeping, watching tv

Furniture/Equipment & Occupancy/Occupant Load	Mechanical/Electrical	Architectural
Furniture: <ul style="list-style-type: none"> Sofa 2 chairs Coffee table Heirloom piece Recliner chair 2 chairs and ottomans Entertainment System 	Heating/Ventilation/AC: <ul style="list-style-type: none"> fireplace ac thermostat 	Flooring: <ul style="list-style-type: none"> wood
Equipment/Appliances: <ul style="list-style-type: none"> T.V. 	Plumbing/Fixtures: <ul style="list-style-type: none"> n/a 	Wall Partition(s): <ul style="list-style-type: none"> gypsum board paint brick
Hours of Use: <ul style="list-style-type: none"> Morning/afternoon/evening 	Communication: <ul style="list-style-type: none"> Wifi phone 	Ceiling: <ul style="list-style-type: none"> paint
Special Provisions: <ul style="list-style-type: none"> Aging in place 	Electrical: <ul style="list-style-type: none"> Receptacles (6) 	Doors/Windows: <ul style="list-style-type: none"> Main windows Floor to ceiling windows
Occupancy Classification & Occupant Load Per Room: <ul style="list-style-type: none"> Residence-8 	Room Size: <ul style="list-style-type: none"> 200 sq. ft. 	Natural Lighting & Natural Lighting Controls: <ul style="list-style-type: none"> N/A
Additional Information: Surround system included in the living room.		

Room Name: Laundry/Utility

User(s): Clark, Ava

Activities: laundry, folding/hanging clothes, packing, organizing










Furniture/Equipment & Occupancy/Occupant Load	Mechanical/Electrical	Architectural
Furniture: <ul style="list-style-type: none"> n/a 	Heating/Ventilation/AC: <ul style="list-style-type: none"> fan ac thermostat 	Flooring: <ul style="list-style-type: none"> tile
Equipment/Appliances: <ul style="list-style-type: none"> Washer dryer 	Plumbing/Fixtures: <ul style="list-style-type: none"> Water heater furnace 	Wall Partition(s): <ul style="list-style-type: none"> gypsum board paint
Hours of Use: <ul style="list-style-type: none"> Morning/afternoon/evening 	Communication: <ul style="list-style-type: none"> wifi 	Ceiling: <ul style="list-style-type: none"> paint
Special Provisions: <ul style="list-style-type: none"> Aging in place 	Electrical: <ul style="list-style-type: none"> Receptacles (2) Appliance/fixture specialty wiring 	Doors/Windows: <ul style="list-style-type: none"> Pocket door
Occupancy Classification & Occupant Load Per Room: <ul style="list-style-type: none"> Residence-2 	Room Size: <ul style="list-style-type: none"> 50 sq. ft. 	Natural Lighting & Natural Lighting Controls: <ul style="list-style-type: none"> n/a
Additional Information: Space will be able to be accessed through main public areas as well as private entrance from master walk in closet.		

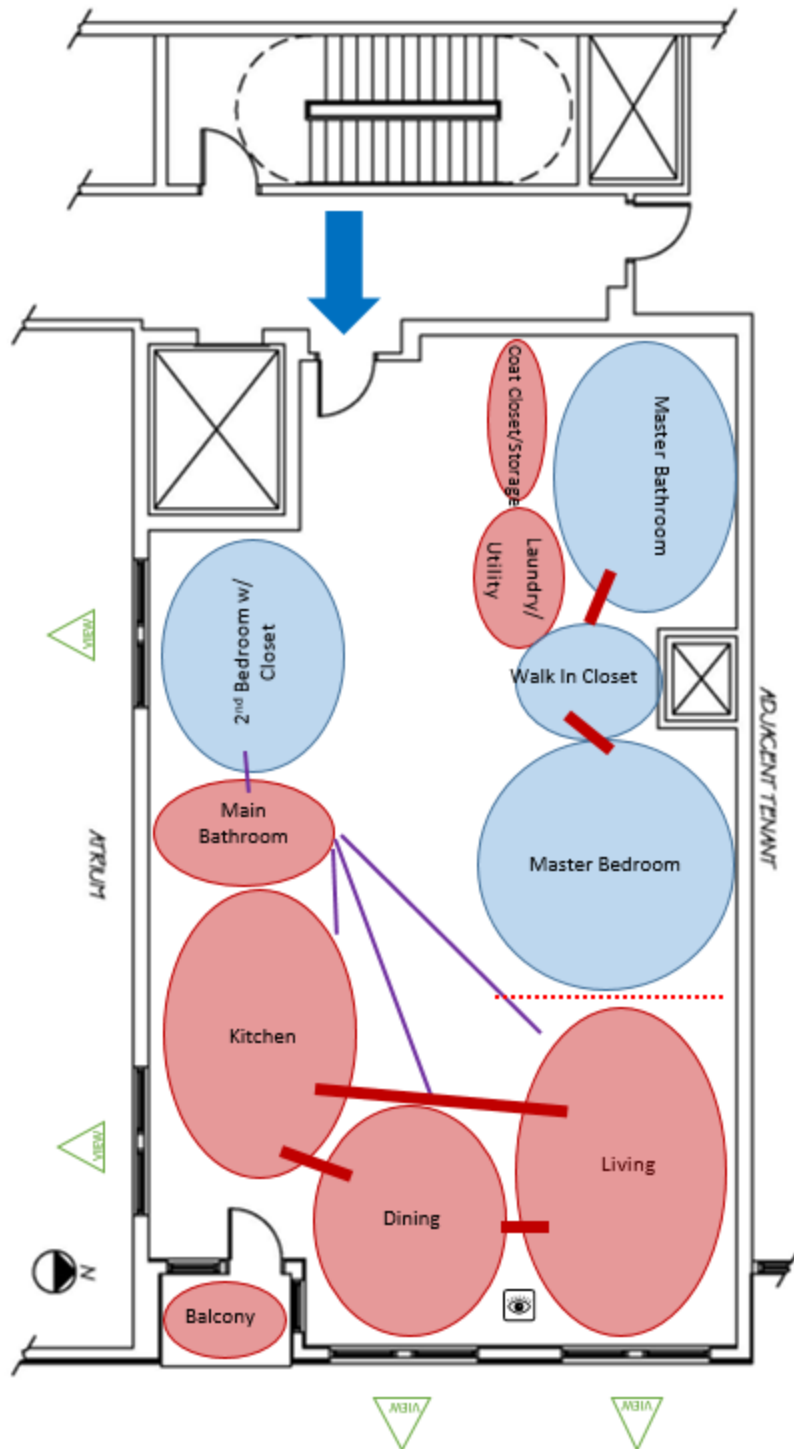
Adjacency Matrix

	Master Bedroom	Walk In Closet-M. Bdrm.	Master Bathroom	2 nd Bedroom w/ Closet	Main Bathroom	Kitchen	Dining	Living	Coat Closet/Storage	Laundry/Utility	Balcony				
Master Bedroom															
Walk In Closet- Master Bedroom															
Master Bathroom															
2 nd Bedroom w/ Closet															
Main Bathroom															
Kitchen															
Dining															
Living															
Coat Closet/Storage															
Laundry/Utility															
Balcony															




KEY	
	Primary/Mandatory
	Secondary/Desirable
	Neutral
	Undesirable

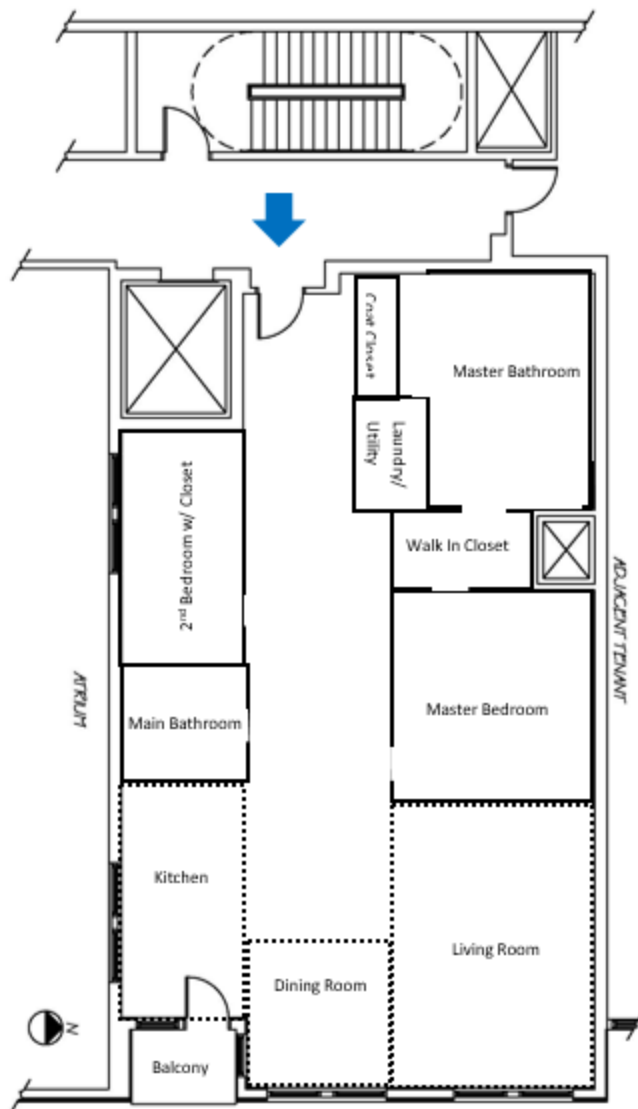
Bubble Diagram

KEY	
	Primary/Mandatory Adjacency
	Secondary/Desirable Adjacency
	Visual Separation
	Interior View Consideration
	Exterior View Consideration
	Acoustical Separation
	Main Entrance
	Private Area
	Public Area









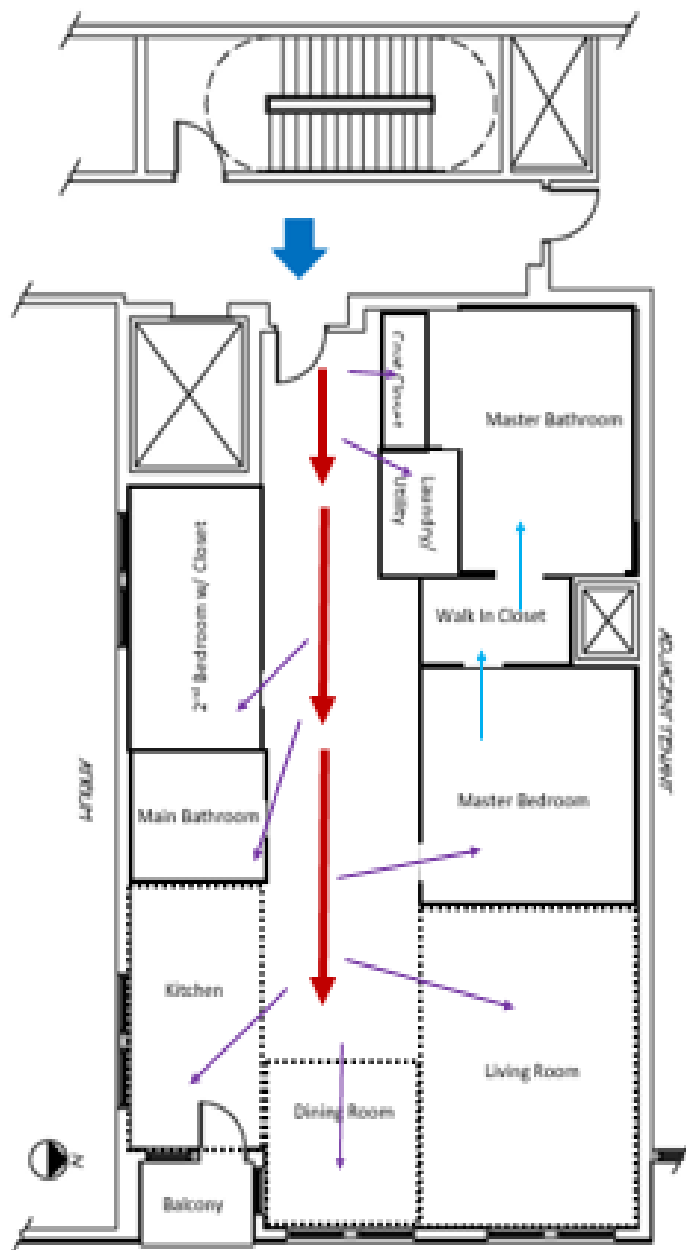
Blocking Diagram

KEY	
	Main Entrance
	Wall
	Space allocated but not defined by a wall or built-in divider






Circulation Diagram


KEY	
	Primary Circulation Path
	Secondary Circulation Path
	Tertiary Circulation Path
	Main Entrance
	Wall
	Space allocated but not defined by a wall or built-in divider





FF&E Schedule


FF&E Schedule		
Code	C1	
Description	Side Chair	
Manufacturer	Thrive Home Furnishings	
Item/Model Name	Sullivan Chair	
Item/Model Number	-	
Dimension/Size	31"h x 32"w x 32"d	
Quantity	1	
Product Finish/Color	392 Baltic	
Fabric Code	FB1	
Fabric Pattern Name/Number	Bora Bora	
C.O.M. Description/Manufacturer Description	73% rayon, 27% polyester	
Location	Master Bedroom	
Notes	-	


FF&E Schedule		
Code	C4	
Description	Dining Room Chair	
Manufacturer	Joybird	
Item/Model Name	Monaco Dining Chair	
Item/Model Number	-	
Dimension/Size	23"w x 24"d x 34"h	
Quantity	8	
Product Finish/Color	Wood legs	
Fabric Code	FB9	
Fabric Pattern Name/Number	Enlighten Sapphire	
C.O.M. Description/Manufacturer Description	Robert Allen Exclusive	
Location	Dining Room	
Notes	-	


FF&E Schedule		
Code	C3	
Description	Heirloom Chair	
Manufacturer	Vitra	
Item/Model Name	Panton Chair Classic	
Item/Model Number	-	
Dimension/Size	19 ¾" w, 23 ½" d, 35 ¼" h	
Quantity	2	
Product Finish/Color	White rigid polyurethane foam	X
Fabric Code	-	
Fabric Pattern Name/Number	-	
C.O.M. Description/Manufacturer Description	-	
Location	Living Room	
Notes	-	


FF&E Schedule		
Code	SFA1	
Description	3 seat sofa	
Manufacturer	JoyBird	
Item/Model Name	Preston Leather Sofa	
Item/Model Number	-	
Dimension/Size	86"w x 35"d x 33"h	
Quantity	1	
Product Finish/Color	Wood legs	
Fabric Code	FB7	
Fabric Pattern Name/Number	Brandy	
C.O.M. Description/Manufacturer Description	Kravet	
Location	Living Room	
Notes	-	


FF&E Schedule		
Code	C2	
Description	Reclining Chair	
Manufacturer	West Elm	
Item/Model Name	Rhys Mid-Century Recliner	
Item/Model Number	-	
Dimension/Size	29"w x 36"d x 38.5"h	
Quantity	1	
Product Finish/Color	Wood legs	
Fabric Code	FB8	
Fabric Pattern Name/Number	Brandy	
C.O.M. Description/Manufacturer Description	Kravet	
Location	Living Room	
Notes	-	


FF&E Schedule		
Code	T2	
Description	Coffee table	
Manufacturer	Wade Logan	
Item/Model Name	Archie Coffee Table	
Item/Model Number	WADL4352	
Dimension/Size	15" H x 43" W x 24" D	
Quantity	1	
Product Finish/Color	glass	X
Fabric Code	-	
Fabric Pattern Name/Number	-	
C.O.M. Description/Manufacturer Description	-	
Location	Living Room	
Notes	-	


FF&E Schedule		
Code	C/O1	
Description	Eames® Lounge Chair and Ottoman	
Manufacturer	Herman Miller	
Item/Model Name	Eames® Lounge Chair and Ottoman	
Item/Model Number	-	
Dimension/Size	Lounge: H 32" W 32.75" D 32.75" Seat H 15" Ottoman: H 17.25" W 26" D 21.5"	
Quantity	2	
Product Finish/Color	Black Leather	X
Fabric Code	-	
Fabric Pattern Name/Number	Black Leather	
C.O.M. Description/Manufacturer Description	-	
Location	Living Room	
Notes	-	


FF&E Schedule		
Code	ET1	
Description	Entertainment Center	
Manufacturer	Wade Logan	
Item/Model Name	Julius Entertainment Center	
Item/Model Number	WADL6468	
Dimension/Size	67.24" H x 85.62" W x 16.73" D	
Quantity	1	
Product Finish/Color	white	X
Fabric Code	-	
Fabric Pattern Name/Number	-	
C.O.M.	-	
Description/Manufacturer	-	
Description	-	
Location	Living Room	
Notes	-	

FF&E Schedule		
Code	T5	
Description	Dining Table	
Manufacturer	Wynden Hall	
Item/Model Name	WYNDENHALL Colburn Square Dining Table	
Item/Model Number	3AXCDNT-002	
Dimension/Size	29.5 inches high x 55 inches wide x 55 inches long	
Quantity	1	
Product Finish/Color	black	x
Fabric Code	-	
Fabric Pattern Name/Number	-	
C.O.M. Description/Manufacturer Description	-	
Location	Dining room	
Notes	-	


FF&E Schedule		
Code	T4	
Description	Buffet table	
Manufacturer	ModShop	
Item/Model Name	Jet Setter Credenza	
Item/Model Number	MODS1126	
Dimension/Size	30" H x 84" W x 18" D	
Quantity	1	
Product Finish/Color	black	x
Fabric Code	-	
Fabric Pattern Name/Number	-	
C.O.M. Description/Manufacturer Description	-	
Location	Dining room	
Notes	-	


FF&E Schedule		
Code	C6	
Description	Bar Stool	
Manufacturer	Restoration Hardware	
Item/Model Name	Reese Fabric Stool	
Item/Model Number		
Dimension/Size	18"W x 15"D x 31"H	
Quantity	3	
Product Finish/Color	Brushed brass legs	x
Fabric Code	-	
Fabric Pattern Name/Number	White Italian basket weave	
C.O.M. Description/Manufacturer Description	-	
Location	kitchen	
Notes	-	


FF&E Schedule		
Code	MIC1	
Description	microwave	
Manufacturer	Viking	
Item/Model Name	Undercounter Drawer Micro Oven - VMOD	
Item/Model Number	VMOD5240SS	
Dimension/Size	17-5/16"W. x 7-1/8"H. x 16-9/16"D	
Quantity	1	
Product Finish/Color	Stainless steel	x
Fabric Code	-	
Fabric Pattern Name/Number	-	
C.O.M. Description/Manufacturer Description	-	
Location	kitchen	
Notes	-	


FF&E Schedule		
Code	OVN1	
Description	Gas range	
Manufacturer	Viking	
Item/Model Name	30" Sealed Burner Gas Range - VGCC	
Item/Model Number	-	
Dimension/Size	29-7/8"W 37"H 28-11/16"D	
Quantity	1	
Product Finish/Color	Stainless steel	x
Fabric Code	-	
Fabric Pattern Name/Number	-	
C.O.M. Description/Manufacturer Description	-	
Location	Kitchen	
Notes	-	


FF&E Schedule		
Code	HD1	
Description	hood	
Manufacturer	Viking	
Item/Model Name	30" Wide 18" High Chimney Wall Hood - VCWH	
Item/Model Number	-	
Dimension/Size	12"W, 12"D, 24"H	
Quantity	1	
Product Finish/Color	Stainless steel	X
Fabric Code	-	
Fabric Pattern Name/Number	-	
C.O.M. Description/Manufacturer Description	-	
Location	Kitchen	
Notes	-	


FF&E Schedule		
Code	REF1	
Description	Refrigerator	
Manufacturer	Viking	
Item/Model Name	36" French-Door Bottom-Freezer - RVRF336	
Item/Model Number	RVRF336SS	
Dimension/Size	36"W, 70"H, 30- 3/4"D	
Quantity	1	
Product Finish/Color	Stainless steel	x
Fabric Code	-	
Fabric Pattern Name/Number	-	
C.O.M. Description/Manufacturer Description	-	
Location	Kitchen	
Notes	-	


FF&E Schedule		
Code	DW1	
Description	dishwasher	
Manufacturer	viking	
Item/Model Name	24" Dishwasher w/Water Softener and Installed Professional Stainless Steel Panel - VDW302WSSS	
Item/Model Number	-	
Dimension/Size	23-9/19"W, 35-7/8"H, 22-3/16"D	
Quantity	1	
Product Finish/Color	Stainless steel	x
Fabric Code	-	
Fabric Pattern Name/Number	-	
C.O.M. Description/Manufacturer Description	-	
Location	Kitchen	
Notes	-	


FF&E Schedule		
Code	S3	
Description	Farmhouse Sink	
Manufacturer	Signature Hardware	
Item/Model Name	36" Dorchester Reversible Farmhouse Sink-Smooth Apron-White	
Item/Model Number	932683	
Dimension/Size	Length: 36-1/4" Width: 18-3/8" Height: 10-1/4"	
Quantity	1	
Product Finish/Color	white	x
Fabric Code	-	
Fabric Pattern Name/Number	-	
C.O.M. Description/Manufacturer Description	-	
Location	kitchen	
Notes	-	


FF&E Schedule		
Code	C7	
Description	stool	
Manufacturer	Furniture in the Raw	
Item/Model Name	Saddle Seat Bar Stool and Counter Stool	
Item/Model Number	-	
Dimension/Size	17.75"W x 9" D x 18"H	
Quantity	1	
Product Finish/Color	PT4	x
Fabric Code	-	
Fabric Pattern Name/Number	-	
C.O.M. Description/Manufacturer Description	-	
Location	kitchen	
Notes	-	


FF&E Schedule		
Code	S2	
Description	vanity	
Manufacturer	Kube Bath	
Item/Model Name	KubeBath Bliss 59-inch Double Sink Bathroom Vanity	
Item/Model Number	BSL60D	
Dimension/Size	18"H,60"W	
Quantity	1	
Product Finish/Color	black	x
Fabric Code	-	
Fabric Pattern Name/Number	-	
C.O.M. Description/Manufacturer Description	-	
Location	Master bathroom	
Notes	-	


FF&E Schedule		
Code	TB1	
Description	Bathtub	
Manufacturer	Signature Hardware	
Item/Model Name	67" Brayden Bateau Cast Iron Skirted Tub	
Item/Model Number	-	
Dimension/Size	Length: 67" Width: 27" Height: 28	
Quantity	1	
Product Finish/Color	black	x
Fabric Code	-	
Fabric Pattern Name/Number	-	
C.O.M. Description/Manufacturer Description	-	
Location	Master bathroom	
Notes	-	


FF&E Schedule		
Code	W1	
Description	washer	
Manufacturer	Whirlpool	
Item/Model Name	Whirlpool 75 Series Front Load Washer	
Item/Model Number	WFW75HEFW	
Dimension/Size	Width : 27 Inch Depth : 33 5/16 Inch Height : 39 3/4 Inch	
Quantity	1	
Product Finish/Color	white	x
Fabric Code	-	
Fabric Pattern Name/Number	-	
C.O.M.	-	
Description/Manufacturer	-	
Description	-	
Location	Laundry Room	
Notes	-	


FF&E Schedule		
Code	DRY1	
Description	dryer	
Manufacturer	Whirlpool	
Item/Model Name	Whirlpool 75 Series Front Load Dryer	
Item/Model Number	Width: 27" Depth: 31" Height: 39"	
Dimension/Size	Width : 27 Inch Depth : 33 5/16 Inch Height : 39 3/4 Inch	
Quantity	1	
Product Finish/Color	White	x
Fabric Code	-	
Fabric Pattern Name/Number	-	
C.O.M. Description/Manufacturer Description	-	
Location	Laundry Room	
Notes	-	


FF&E Schedule		
Code	B1	
Description	Queen sized bed	
Manufacturer	Wade Logan	
Item/Model Name	Wexford Upholstered Platform Bed	
Item/Model Number	WADL2543	
Dimension/Size	51.25" H x 66" W x 88.75" D	
Quantity	1	
Product Finish/Color	Tan leather	
Fabric Code	FB4	
Fabric Pattern Name/Number	Brandy	
C.O.M. Description/Manufacturer Description	Kravet	
Location	Master bedroom	
Notes	-	


FF&E Schedule		
Code	T1	
Description	nightstand	
Manufacturer	Mercury Row	
Item/Model Name	Ables 2 Drawer Nightstand	
Item/Model Number	-	
Dimension/Size	24" H x 18" W x 18" D	
Quantity	2	
Product Finish/Color	white	x
Fabric Code	-	
Fabric Pattern Name/Number	-	
C.O.M. Description/Manufacturer Description	-	
Location	Master bedroom	
Notes	-	


FF&E Schedule		
Code	L3	
Description	Table Lamp	
Manufacturer	Brayden Studio	
Item/Model Name	McKeever 26" Table Lamp	
Item/Model Number	-	
Dimension/Size	26" H x 13" W x 13" D	
Quantity	2	
Product Finish/Color	Gold base, white shade	x
Fabric Code	-	
Fabric Pattern Name/Number	-	
C.O.M. Description/Manufacturer Description	-	
Location	Master bedroom	
Notes	-	


FF&E Schedule		
Code	D1	
Description	dresser	
Manufacturer	West Elm	
Item/Model Name	Patchwork Dresser - Multi	
Item/Model Number	-	
Dimension/Size	52"w x 18"d x 33"h	
Quantity	1	
Product Finish/Color	-	X
Fabric Code	-	
Fabric Pattern Name/Number	-	
C.O.M. Description/Manufacturer Description	-	
Location	Master Bedroom	
Notes	-	


FF&E Schedule		
Code	TV1	
Description	television	
Manufacturer	Samsung	
Item/Model Name	Samsung - LED - 2160p - Smart - 4K Ultra HD TV - with High Dynamic Range - Black	
Item/Model Number	-	
Dimension/Size	Product Height With Stand 28.1 inches Product Depth With Stand 13.1 inches Product Height Without Stand 25.2 inches	
Quantity	1	x
Product Finish/Color	-	
Fabric Code	-	
Fabric Pattern Name/Number	-	
C.O.M. Description/Manufacturer Description	-	
Location	Master Bedroom	
Notes	-	


FF&E Schedule		
Code	S2	
Description	vanity	
Manufacturer	Signature Hardware	
Item/Model Name	36" Kyra Vanity	
Item/Model Number	-	
Dimension/Size	Width: 35-3/8" Depth: 18-1/2" Height: 31-1/4"	
Quantity	1	
Product Finish/Color	-	x
Fabric Code	-	
Fabric Pattern Name/Number	-	
C.O.M. Description/Manufacturer Description	-	
Location	Main Bathroom	
Notes	-	



FF&E Schedule		
Code	B2	
Description	Murphy bed	
Manufacturer	Murphy Wall Beds	
Item/Model Name	Build-a-Bed	
Item/Model Number	-	
Dimension/Size	65 1/2" WIDTH 85 1/16" HEIGHT 15 7/8" DEPTH	
Quantity	1	
Product Finish/Color	-	x
Fabric Code	-	
Fabric Pattern Name/Number	-	
C.O.M. Description/Manufacturer Description	-	
Location	2 nd Bedroom	
Notes	-	


FF&E Schedule		
Code	C8	
Description	Office Chair	
Manufacturer	Meelano	
Item/Model Name	Vegan Leather Mid-Back Office Chair with Arms	
Item/Model Number	-	
Dimension/Size	22.23" W x 23.4" D	
Quantity	2	
Product Finish/Color	Black leather, gold legs	x
Fabric Code	-	
Fabric Pattern Name/Number	-	
C.O.M. Description/Manufacturer Description	-	
Location	2 nd Bedroom	
Notes	-	

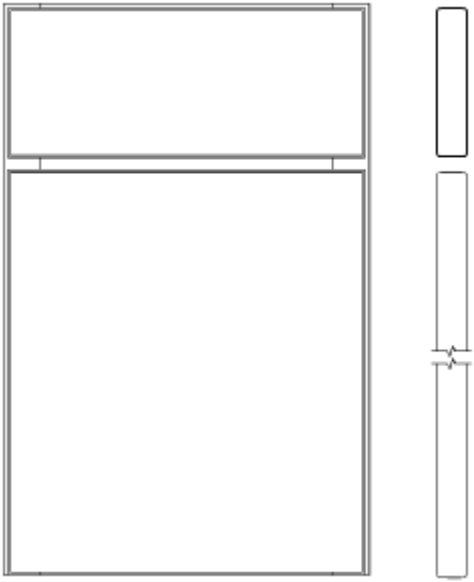

FF&E Schedule		
Code	T6	
Description	Patio table	
Manufacturer	Flash Furniture	
Item/Model Name	Dining Table	
Item/Model Number	FFC4388	
Dimension/Size	29.5" H x 31.75" L x 31.75" W	
Quantity	1	
Product Finish/Color	black	x
Fabric Code	-	
Fabric Pattern Name/Number	-	
C.O.M. Description/Manufacturer Description	-	
Location	patio	
Notes	-	


FF&E Schedule		
Code	C5	
Description	Patio chair	
Manufacturer	Zipcode Design	
Item/Model Name	Addie Stacking Dining Side Chair	
Item/Model Number	ZIPC2532	
Dimension/Size	32" H x 17.3" W x 20" D	
Quantity	2	
Product Finish/Color	-	x
Fabric Code	-	
Fabric Pattern Name/Number	-	
C.O.M. Description/Manufacturer Description	-	
Location	patio	
Notes	-	

FF&E Schedule		
Code	Set 1	
Description	Bifold door knob	
Manufacturer	House of Antique Hardware	
Item/Model Name	Providence Cabinet Knob	
Item/Model Number	-	
Dimension/Size	Diameter: 1 1/4" Projection: 1 1/4"	
Quantity	2	
Product Finish/Color	Polished brass	x
Fabric Code	-	
Fabric Pattern Name/Number	-	
C.O.M. Description/Manufacturer Description	-	
Location	Coat closet doors	
Notes	-	

FF&E Schedule		
Code	C7	
Description	stool	
Manufacturer	Kingstown Home	
Item/Model Name	Kendrick Chevron Print Fabric Storage Bench	
Item/Model Number	KMDS1309	
Dimension/Size	18" H x 43" W x 18" D	
Quantity	1	
Product Finish/Color		
Fabric Code		
Fabric Pattern Name/Number		
C.O.M. Description/Manufacturer Description		
Location	entry	
Notes	-	


FF&E Schedule		
Code	Set 2	
Description	Cabinetry pulls	
Manufacturer	Kohler	
Item/Model Name	Margaux 3-1/2 in. Vibrant Brushed Bronze Cabinet Pull	
Item/Model Number	K-16263-BV	
Dimension/Size	Assembled Depth (in.) 1.5 in Assembled Height (in.) 0.375 in Assembled Width (in.) 3.5 in	
Quantity	22	
Product Finish/Color	Vibrant Brushed Bronze	X
Fabric Code	-	
Fabric Pattern Name/Number	-	
C.O.M. Description/Manufacturer Description	-	
Location	Kitchen, Laundry Room	
Notes	-	


FF&E Schedule		
Code	CAB	
Description	cabinetry	
Manufacturer	KraftMaid	
Item/Model Name	R.Avery	
Item/Model Number	-	
Dimension/Size	-	
Quantity	16	
Product Finish/Color	PT1	
Fabric Code	-	
Fabric Pattern Name/Number	-	
C.O.M. Description/Manufacturer Description	-	
Location	Kitchen	
Notes	-	


FF&E Schedule		
Code	PL1	
Description	Throw pillow	
Manufacturer	Ashley HomeStore	
Item/Model Name	Solid Pillow and Insert	
Item/Model Number	-	
Dimension/Size	Width: 22" Height: 22"	
Quantity	4	
Product Finish/Color	red	
Fabric Code	FB2/FB6	
Fabric Pattern Name/Number	-	
C.O.M. Description/Manufacturer Description	-	
Location	Living room, master bedroom	
Notes	-	


FF&E Schedule		
Code	PL1	
Description	Throw pillow	
Manufacturer	Ashley HomeStore	
Item/Model Name	Solid Pillow and Insert	
Item/Model Number	-	
Dimension/Size	Width: 22" Height: 22"	
Quantity	2	
Product Finish/Color	blue	
Fabric Code	FB5	
Fabric Pattern Name/Number	-	
C.O.M. Description/Manufacturer Description	-	
Location	Living room	
Notes	-	

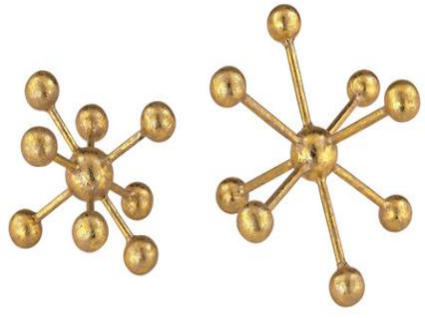
FF&E Schedule		
Code	PL2	
Description	Throw pillow	
Manufacturer	Crate and Barrel	
Item/Model Name	Feather-Down Pillow Insert	
Item/Model Number	-	
Dimension/Size	18"x12"	
Quantity	2	
Product Finish/Color	Black, beige	
Fabric Code	FB3	
Fabric Pattern Name/Number	-	
C.O.M. Description/Manufacturer Description	-	
Location	Master bedroom	
Notes	-	


FF&E Schedule – Accessory		
Code	A2	
Description	Shelf lowering device	
Manufacturer	Rev-A-Shelf	
Item/Model Name	Cabinet Pull-Down Shelving System Wall Accessories	
Item/Model Number	5PD-24CRN	
Dimension/Size	22-1/4"W 10-1/2"D 18-3/8"H	
Quantity	1	
Product Material/Finish/Color	Chrome plate	
Location	Laundry Room	
Notes	-	


FF&E Schedule – Accessory		
Code	A3	
Description	lazy susan	
Manufacturer	Rev-A-Shelf	
Item/Model Name	Lazy Susan Half-Moon Single Shelf (Pivot and Slide) Blind Corner Accessories	
Item/Model Number	6881-31-11-52	
Dimension/Size	31"W 13-1/4"D 5"H	
Quantity	1	
Product Material/Finish/Color	white	
Location	Kitchen	
Notes	-	

FF&E Schedule – Accessory		
Code	A4	
Description	faucet	
Manufacturer	Delta Faucet	
Item/Model Name	Delta Trinsic 9159T-DST Single Handle Pull Down Kitchen Faucet with Touch2O Technology	
Item/Model Number	-	
Dimension/Size	24.15L x 13.5W x 3.2H in.	
Quantity	1	
Product Material/Finish/Color	Champagne Bronze	
Location	Kitchen	
Notes	-	


FF&E Schedule – Accessory		
Code	A4	
Description	Freesanding tub faucet	
Manufacturer	WaterMark	
Item/Model Name	High quality new design brass floor standing with the hook polished bathtub shower mixer faucet	
Item/Model Number	JD50841G	
Dimension/Size	34"H,10"D,6"W	
Quantity	1	
Product Material/Finish/Color	brass	
Location	Master bathroom	
Notes	-	


FF&E Schedule – Accessory		
Code	A1	
Description	Gemini Molecules 2 Piece Sculpture Set	
Manufacturer	Mercury Row	
Item/Model Name	Gemini Molecules 2 Piece Sculpture Set	
Item/Model Number	MCRR7150	
Dimension/Size	7" H x 8" W x 7" D	
Quantity	1	
Product Material/Finish/Color	Gold Metal	
Location	Living Room	
Notes	-	


FF&E Schedule - Artwork		
Code	ART1	
Description	Mixed media on canvas	
Artist	Firouz Farmanfarmaian	
Creation Date	2015	
Title	Hybrid VII	
Medium	Mixed media on canvas	
Dimension/Size	51.2" x 39.3"	
Location	Dining room	
Notes	-	


FF&E Schedule – Plumbing Fixture		
Code	TLT1	
Description	toilet	
Manufacturer	Kohler	
Item/Model Name	Cimarron® Comfort Height® Toilet	
Item/Model Number	K-3619	
Dimension/Size	L 29-5/8", H 28-5/8", W 19"	
Quantity	2	
Product Material/Finish/Color	white	
Location	Main bathroom, Master bathroom	
Notes	-	


Room Finish Schedule


Room Finish Schedule		
Code	WD1	
Description	Wood flooring	
Manufacturer	Mountain Lumber Company	
Product/Style Name	Reclaimed Homestead Hardwood	
Product Number	-	
Product Finish/Color	-	
Dimension/Size	Plank Face Widths: 3"-7" Plank Thickness: 5/8", 3/4" Plank Length: 16"-10'	
Location	Entry, coat closet, laundry/utility, 2 nd bedroom, master bedroom, walk in closet, kitchen, living, dining	
Technical Specifications	-	
Notes	-	


Room Finish Schedule		
Code	PT4	
Description	paint	
Manufacturer	Glidden	
Product/Style Name	Diamond	
Product Number	R64	
Product Finish/Color	Rusty Red	
Dimension/Size	-	
Location	Master bedroom, 2 nd bedroom	
Technical Specifications	Exceptional Durability 100% Acrylic Outstanding Scrubbability Washability & Stain Resistance Excellent Hide & Coverage A mildew resistant coating Zero VOC/Low Odor	
Notes	-	


Room Finish Schedule		
Code	PT2	
Description	paint	
Manufacturer	Glidden	
Product/Style Name	Diamond	
Product Number	Y08	
Product Finish/Color	Gold Strike	
Dimension/Size	-	
Location	Laundry, master bedroom, kitchen	
Technical Specifications	Exceptional Durability 100% Acrylic Outstanding Scrubbability Washability & Stain Resistance Excellent Hide & Coverage A mildew resistant coating Zero VOC/Low Odor	
Notes	-	


Room Finish Schedule		
Code	PT1	
Description	paint	
Manufacturer	Glidden	
Product/Style Name	Diamond	
Product Number	V13	
Product Finish/Color	America's Cup Navy	
Dimension/Size	-	
Location	Living, kitchen, main bathroom, 2 nd bedroom	
Technical Specifications	Exceptional Durability 100% Acrylic Outstanding Scrubbability Washability & Stain Resistance Excellent Hide & Coverage A mildew resistant coating Zero VOC/Low Odor	
Notes	-	

Room Finish Schedule		
Code	PT3	
Description	paint	
Manufacturer	Glidden	
Product/Style Name	Diamond	
Product Number	CN35	
Product Finish/Color	Nova White	
Dimension/Size	-	
Location	Living, dining, coat closet, walk in closet	
Technical Specifications	Exceptional Durability 100% Acrylic Outstanding Scrubbability Washability & Stain Resistance Excellent Hide & Coverage A mildew resistant coating Zero VOC/Low Odor	
Notes	-	

Room Finish Schedule		
Code	T3	
Description	backsplash	
Manufacturer	Daltile	
Product/Style Name	Finesse Bright White Ceramic Wall Tile	
Product Number	FE0136HD1P	
Product Finish/Color	white	
Dimension/Size	3in x 6in	
Location	Kitchen, laundry room, main bathroom	
Technical Specifications	-	
Notes	-	


Room Finish Schedule		
Code	T1	
Description	Shower wall tile	
Manufacturer	Zazzle	
Product/Style Name	Retro Moroccan Pattern Tile	
Product Number	-	
Product Finish/Color	Blue, red, beige	
Dimension/Size	Dimensions: 6"l x 6"w; Thickness: 0.19"	
Location	Master bathroom	
Technical Specifications	-	
Notes	-	


Room Finish Schedule		
Code	T2	
Description	Floor tile	
Manufacturer	Armstrong Flooring	
Product/Style Name	Diamond Jubilee - Black/White	
Product Number	24320	
Product Finish/Color	White, black, vinyl tile	
Dimension/Size	Width 12 in. Length 12 in.	
Location	Main bathroom	
Technical Specifications	-	
Notes	-	


Room Finish Schedule		
Code	T4	
Description	Floor tile	
Manufacturer	Armstrong Flooring	
Product/Style Name	Solid Colors - White	
Product Number	D4100	
Product Finish/Color	White vinyl tile	
Dimension/Size	16in x 16in	
Location	Master bathroom	
Technical Specifications	-	
Notes	-	

Room Finish Schedule		
Code	CNTR1	
Description	countertop	
Manufacturer	Hardwood Lumber Company	
Product/Style Name	Clear Walnut Countertop	
Product Number	-	
Product Finish/Color	Dark stained walnut	
Dimension/Size	-	
Location	kitchen	
Technical Specifications	-	
Notes	-	


Lighting Fixture Schedule


Lighting Schedule		
Code	L5	
Fixture Type	Vanity, Wall Mounted	
Manufacturer	CB2	
Item/Model Number	110750	
Description	vega bath 3 bulb brass wall sconce	
Dimension/Size	22.5"Wx12.5"Dx6"H	
Quantity	2	
Lamp Source	Globe bulb	
Location	Master Bathroom	
Notes	-	


Lighting Schedule		
Code	L4	
Fixture Type	Wall sconce	
Manufacturer	CB2 Exclusive	
Item/Model Number	-	
Description	vega bath 1 bulb brass wall sconce	
Dimension/Size	6"Wx9.75"Dx6"H	
Quantity	2	
Lamp Source	Globe bulb	
Location	Master bathroom	
Notes	-	


Lighting Schedule		
Code	L3	
Fixture Type	Pendant	
Manufacturer	Dwell Studio	
Item/Model Number	DWL11026	
Description	Calabria Pendant	
Dimension/Size	9" H x 13" W x 13" D	
Quantity	3	
Lamp Source	Incandescent	
Location	Kitchen (above island)	
Notes	-	


Lighting Schedule		
Code	L8	
Fixture Type	Vanity light	
Manufacturer	Hudson valley lighting	
Item/Model Number	-	
Description	Barron 2 Light Wall Sconce	
Dimension/Size	Width 18.5", Height 8", Depth 9.5":	
Quantity	1	
Lamp Source	120 Volt E12 Candelabra Base Incandescent	
Location	Main bathroom	
Notes	-	


Lighting Schedule		
Code	L7	
Fixture Type	Track light	
Manufacturer	Nora	
Item/Model Number	NORA-NTL151B	
Description	Nora NTL-151B - Black - 4 ft. Track Kit	
Dimension/Size	Height: 11/16" Length: 4' Width: 1-7/16"	
Quantity	1	
Lamp Source	75W R/Par30 lamp	
Location	Living room	
Notes	-	


Lighting Schedule		
Code	L6	
Fixture Type	Semi flush mount fixture	
Manufacturer	Linea di Liara	
Item/Model Number	-	
Description	Andante 1 Light Semi-Flush Mount	
Dimension/Size	3" H x 8.25" W x 8.25" D	
Quantity	1	
Lamp Source	Incandescent; LED; Compact fluorescent (CFL)	
Location	Master bedroom	
Notes	-	


Lighting Schedule		
Code	L2	
Fixture Type	Table lamp	
Manufacturer	Restoration Hardware	
Item/Model Number	-	
Description	Sputnik Filament Table Lamp	
Dimension/Size	Overall: 21¼" diam., 32"H	
Quantity	1	
Lamp Source	Vintage Squirrel-Cage Tube Filament Bulb 40W - 2" diam., 4¼"L	
Location	2 nd bedroom	
Notes	-	


Lighting Schedule		
Code	L1	
Fixture Type	Floor lamp	
Manufacturer	Possini Euro Design	
Item/Model Number	-	
Description	Possini Euro Design 16-Light Chandelier Floor Lamp	
Dimension/Size	73" high. Glass orbs are 4" wide. Base is 12" wide.	
Quantity	1	
Lamp Source	X8853	
Location	Master bedroom	
Notes	-	

Lighting Schedule		
Code	L9	
Fixture Type	Recessed can	
Manufacturer	DLC Lights	
Item/Model Number	-	
Description	HLE LED DOWNLIGHT 18W FOR 5-6" RECESSED CANS ENERGY STAR DIMMABLE	
Dimension/Size	6"	
Quantity	28	
Lamp Source	120W Incandescent	
Location	Entry, kitchen, dining, living, master bedroom, master closet. laundry	
Notes	-	


Lighting Schedule		
Code	L10	
Fixture Type	Recessed can	
Manufacturer	Envirolite	
Item/Model Number	-	
Description	Easy Up 6 in. Warm White LED Recessed Light with 93 CRI, 3000K J-Box (No Can Needed) (12-Pack)	
Dimension/Size	6"	
Quantity	11	
Lamp Source	800 Lumens led lamp	
Location	Main bathroom, master bathroom	
Notes	-	

Lighting Schedule		
Code	L11	
Fixture Type	spotlight	
Manufacturer	Progress Lighting	
Item/Model Number	-	
Description	Brushed Nickel 1-Light Spotlight Fixture	
Dimension/Size	5 in. Dia x 5 in. H	
Quantity	1	
Lamp Source	50-Watt MR-16 (120-Volt GU10) bulb	
Location	Dining room	
Notes	-	

Lighting Schedule		
Code	L12	
Fixture Type	Ceiling mounted fixture	
Manufacturer	Donna Piacenza	
Item/Model Number	-	
Description	vega black nickel flush mount lamp	
Dimension/Size	22.5"Wx22.5"Dx12"H	
Quantity	1	
Lamp Source	13W spiral CFL bulb	
Location	2 nd bedroom	
Notes	-	


Lighting Schedule		
Code	L13	
Fixture Type	Undercabinet lighting	
Manufacturer	Utilitech	
Item/Model Number	UC1061-WH1-24LF0-U	
Description	Utilitech Pro 24-in Hardwired Under Cabinet LED Light Bar	
Dimension/Size	12"-24"	
Quantity	4	
Lamp Source	LED	
Location	kitchen	
Notes	-	

Schematic Sketches



Custom Window Treatment

Custom Light Fixture



Study Model Photos



Works Cited

Kelly John Andrew, Cara Bailey Fausset, Wendy Rogers, and Arthur D. Fisk.
*Responding to Home Maintenance Challenge Scenarios: The Role
Of Selection, Optimization, and Compensation in Aging-in-Place.* (2012.)

Lidwell, William, Kritina Holden, and Jill Butler. *Universal Principles of Design.*
(2010.) Retrieved from
https://books.google.com/books?hl=en&lr=&id=3RFyaF7jCZsC&oi=fnd&pg=PA3&dq=universal+interior+design&ots=x6RZaCwZEo&sig=B_WG9Rd_tk6Dplcjb-ySGk1E1mY#v=onepage&q=universal%20interior%20design&f=false.

Bady, Susan. *Home Design: The Mid-Century Modern Revival.* (7 Oct 2014.)
<http://www.probuilder.com/home-design-mid-century-modern-revival>

Annotated Bibliography 1

NAME: Grace Dietz

Title: Responding to Home Maintenance Challenge Scenarios: The Role of Selection, Optimization, and Compensation in Aging in Place

Authors: Andrew John Kelly, Cara Bailey Fausset, Wendy Rogers, and Arthur D. Fisk

Publisher: Southern Gerontological Society

Year: 2012

Journal: Journal of Applied Gerontology

Date: 2014

Volume: 33

Pages: 1019-1021, 1025, 1027-1029

THE DESIGN ISSUE RELATING TO RESIDENTIAL INTERIOR DESIGN:

The issue with aging homeowners today is whether to stay in their current home or move to a better accommodating setting. This is where interior designers are asked to either create spaces initially or step in and reconfigure/redesign spaces to make them more functional for aging homeowners. A study was conducted in order to identify home maintenance tasks that elders may find difficult. The four categories of scenarios given to the participants of the study included perceptual difficulties, physical limitations, limited mobility, and cognitive declines.

SIGNIFICANT QUOTATIONS:

“Although no objective standard exists for “successful aging,” most theorists agree that one component of this construct is aging-in-place, or the ability to maintain independent, daily functioning in one’s own home.” (P. 1019)

“Elements of the home environment can be adjusted to the individual’s specific needs, supplementing the person’s abilities with technologies or design changes that can lead to adaptive performance of home maintenance tasks.” (P. 1020)

KEY WORDS:

Aging in Place

Home Maintenance

SOC model

WHY WAS THE READING OF SIGNIFICANCE FOR RESIDENTIAL INTERIOR DESIGN PROJECTS?

The average day on the job as an interior designer is ever changing. They are constantly working on different projects with different outcomes, all for different clients with varying needs and wants. Many times, residential interior designers will need to initially design or redesign current homes to suit the necessities of aging residents. This reading allows the designer to momentarily step away from the floor plans, aesthetics, materials, finishing, etc. of a space and focus their thoughts on the activities their clients will be performing in the space in which they are designing. These activities range anywhere from climbing stairs, washing dishes, and cooking, to hearing the telephone, getting dressed, and/or bending over. It is important for designers to plan according to their clients physical and mental abilities and to refrain from designing unsafe environments. This reading points out two important elements designers should focus on if they are designing a space in which their clients are “aging in place”. First being to avoid rugs as they are a tripping hazard to residence, and secondly, provide a safe place for the residence to enter and exit the bath tub for their personal comfort and overall safety. Overall, one can see that a home that is safe and easily maintained will in return result in a satisfied client who is “aging in place”.

Annotated Bibliography 2

NAME: Grace Dietz

Title: Universal Principles of Design

Authors: William Lidwell, Kritina Holden, Jill Butler, Kimberly Elam

Publisher: Rockport Publishers

Year: 2010

Title of Chapters: 80/20 Rule, Accessibility

Pages: 14, 16-17

THE DESIGN ISSUE RELATING TO RESIDENTIAL INTERIOR DESIGN:

Today's interior designers are constantly looking for ways to redesign spaces to make them both visually appealing, but also function able to its maximum level. A common rule to achieve this end result is the 80/20 rule. The 80/20 rule states that if 20 percent of a space is critical to the homeowner and is used 80 percent of the time, it is important for the designer to focus on the aspects of the critical 20 percent in order to achieve a successful outcome. If extreme measures of attention are given to the space beyond the critical 20 percent, the resulting outcomes will not provide lasting positive effects. Designing a space by the standards of universal design means to create a space that can be used by as many individuals as possible with few modifications. This leads into the topic of accessible design. Designers must take into consideration different perceptions and abilities of the possible users of their space through processes such as impairment simulations and or exercises, as well as thorough interviews/q&a sessions with their clients. If a designer can design under the direction of accessible design elements, than they will have successfully followed the 80/20 rule.

SIGNIFICANT QUOTATIONS:

"A high percentage of effects in any large system are caused by a low percentage of variables." (P. 14)

"Objects and environments should be designed to be usable without modification, by as many people as possible." (P. 16)

KEY WORDS:

Universality

Critical Variables

Perceptibility

Operability

Simplicity

WHY WAS THE READING OF SIGNIFICANCE FOR RESIDENTIAL INTERIOR DESIGN PROJECTS?

While it is important that the designer creates a space that is comfortable and functional for guests, if this is the main focus, the 80/20 rule is broken, and the owners of the space are left without long lasting positive effects from a given space. When one is presented with the command "design for accessibility", they automatically result to designing a space for those with physical disabilities/impairments. Although this is true, it is important to remember that there is much more to think about when "designing for accessibility", including designing for those with sensory impairments/inabilities so they may easily perceive the space, as well as designing for those with possible cognitive

impairments/inabilities so they may understand the space and its different functions. The reading significantly informs designers to design residential spaces in accordance to what their clients truly want and use in their space. It also shows that it is important to take into consideration impairments and inabilities in their entirety, and to design with those elements in mind, thinking beyond the client interview or analysis because the designer will never fully understand the range of users of the space.

Annotated Bibliography 3

NAME: Grace Dietz

Title: Home Design: The Mid-Century Modern Revival

Author: Susan Bady

Publisher: SGC Horizon Building & Construction Group

Year: 2014

Pages: 1-5

THE DESIGN ISSUE RELATING TO RESIDENTIAL INTERIOR DESIGN:

Mid-century modern design has reappeared on the list of trends for home design just recently in the 21st century. Younger generations are looking for contiguous flow throughout their homes and mid-century modern design is the corresponding approach to creating spaces such as this. As stated in the reading, mid-century modern design focuses on simplicity, efficiency, and elegance. In today's society, many clients have troubles seeing a design as both elegant and efficient. This is where the designer steps in. Another problem clients face is trying to create a space that is mid-century modern and not just modern. Use of elements such as natural materials, ornamental screens, and connection between the indoor and outdoor space will enhance the presentation and directly correlate with its title- mid-century modern. Another element of mid-century modern design is "playful" spaces. The designer must take the characteristics and personalities of the clients and display them within their design in a bold way.

SIGNIFICANT QUOTATIONS:

..."But we believe Millennials will be the group to really put modern back on the map for mass-produced housing, based on their specific [intention] to stand out and be different." (P.2)

"Mid-century modernism started with an ambition to mass-produce housing that was affordable, efficient, and driven by an indoor-outdoor lifestyle." (P.4)

"The two biggest things I take from mid-century modern are open floor plans and lots of windows," says builder George Hale." (P.4)

KEY WORDS:

clerestory windows

indoor/outdoor living

mid-century modern movement

efficiency

WHY WAS THE READING OF SIGNIFICANCE FOR RESIDENTIAL INTERIOR DESIGN PROJECTS?

The Martin's are looking for their condominium to be mid-century modern. There are many elements to take into consideration, in order to complete their request. The structure itself is complete with exposed brick and lots of natural light from the windows. The design should be "playful" in a way that expresses the Martin's personalities. The use of clean lines and a natural materials and colors will further attain the goal of a mid-century modern space.

When space planning, and more specifically, planning the placement of walls, it is important to keep the space as much of an open concept plan as possible in order to follow the guidelines of mid-century modern design. Although outdoor space is limited to a balcony, it must correlate with the indoor space and the two spaces should complement each other. The space for the Martins must be visually appealing but also efficient. Since the space is smaller than their previous estate, elements of the space must be of multi-purpose in order to maintain eff

Reaction Papers

On September 21st, I had the opportunity to tour Floor To Ceiling Carpet One. Our tour was directed by Sarah Brown. Sarah interned at Floor To Ceiling Carpet One in 2007. After graduating from North Dakota State University, Sarah began working full time at Floor To Ceiling Carpet One. Floor To Ceiling Carpet One, located in Fargo, offers flooring, window treatment, countertop, cabinet installation, custom backsplashes, and interior design services. The showroom is divided up into flooring samples, countertop samples, kitchen and cabinetry displays, hardware samples, and tile samples.

During the meeting with Sarah Brown, she focused on a recent kitchen project that she worked on with one of her clients. The kitchen was to be designed for heavy traffic since the owners were a large family. Elements that Sarah had mentioned that are important in a kitchen with heavy traffic include widened work triangle, adequate lighting, and most importantly, a functional island. Sarah's tips on kitchen design have helped me develop a functional kitchen for Clark and Ava since busy cooking traffic is present and aging in place is to be considered throughout their kitchen layout.

Prior to the tour at Floor To Ceiling Carpet One, I was not aware of all the codes that are present when planning out a kitchen. The knowledge and experiences that Sarah had shared in regards to these codes prepared me to be more aware of codes when planning the kitchen for Clark and Ava. Towards the end of the tour, it was beneficial to spend some time exploring the material samples and to become more familiar with different products and manufactures. I have gained a greater insight on material samples after my visit to Floor To Ceiling Carpet One and

have been encouraged to revisit as materials and products are ever changing and new ones are constantly being presented to the design industry.

On September 21st, I had the opportunity to tour the Stone Holding Co. showroom in Fargo. Stone Holding Co. also has showroom locations in surrounding areas including Saint Cloud, Twin Cities, and Sioux Falls. They are located in five states and three Canadian providences. Stone Holding Co. is an importer and wholesaler of natural stone, holding its title as a local distributor for more than 25 years. They currently sell everything from granite and marble, to quartzite, soapstone, limestone, travertine, etc. Stone Holding Co. employees uphold the company motto of “listen more, talk less.” They enhanced the fact that listening to what the client wants versus expressing individual thoughts and opinions will result in a successful sale. Stone Holding Co. only buys ‘Class A’ quality stone, offering their clients the best stone for the best price point.

Stone Holding Co. currently imports from 26 different countries. They purchase their stone every three to four months and their showroom is ever changing. The showroom is set up by price range and quality of the different stones. Employees suggest their clients come back multiple times before deciding on a stone because everyone sees colors differently and it is important to not set your mind on one stone but rather evaluate a variety of different stones. All of their stones are sold installed, which is an additive beneficial factor in which clients decide to buy from Stone Holding Co. Although marble is on trend in the current world of design, it stains easily from things such as ketchup, wine, etc. It is important that they let their clients know facts like this in order for their clients to choose a stone that will best fit their lifestyle.

I was left with a very motivating thought after touring Stone Holding Co. which was “listen more, talk less.” I believe this is important in every branch of the design industry in order to successful “sell” a design.

On September 28th, I had the opportunity to tour Donald Schwartz's 300 apartment complex. The tour emphasized the materials, colors, and textures used within the space and how these elements reflected the personality and style of the homeowner. One of the elements within this space that reflects Donald's personality and character include the stone countertops. The main stone is originally from Brazil and the green colored stone originates from the sodium of the sea floor. Moving into the main bathroom, we were introduced to another stone that is approximately 300 years old. This bathroom stone originates from the Morocco sea floor. The use of interesting and unique stone throughout the space directly correlates with Donald's passion for geological studies. The artwork and décor in the space enhance Donald's passion for travel and geology. It was also important to feature a piano within the space in order for Donald to enjoy his hobby of playing piano.

The tour also gave insight into the technical and structural parts of the apartment complex. Each unit is equipped with sidewall sprinklers along with ceiling mounted sprinklers. The wall with windows facing Broadway is finished with Fargo brick. Each unit includes availability washer and dryer unit installation. All 300 apartment complexes include a balcony that faces Broadway. The 300 building is approximately 6 years old, and each unit is constructed by wood frame construction.

After this tour, I was able to get a better sense of what the 300 building was and what the structure of each unit consisted of. This tour gave me enhanced insight into the space that I have created for my clients Clark and Ava. Another thing this tour has taught me is to design to fit your client's needs and to make their space reflect them, their personalities and character, and

their hobbies. This lesson is important throughout the creation of Clark and Ava's space, but also important to consider when working with any future potential clients.

On September 28th, I had the opportunity to tour the Home and Hearth fireplace showroom. Home and Hearth originated in 1942 and currently holds the title of leading mechanical contractor in the Fargo-Moorhead area. Home and Hearth carries four types of fireplaces including gas, electric, wood, and pellet. Gas fireplaces require a direct vent and gas line while electric does not require venting and can be used with or without heat. Wood fireplaces may be zero clearance or masonry. Pellet fireplaces burn through the use of wood pellets or multi-fuel.

The most common type of venting is direct venting where air is brought in and exhaust is sent out. A power vent is used only when venting is not approved. In this case, a 2 minute delay occurs and it cannot work when the power is out. However, power venting can positively boost the flow of air. Lastly, there is vent free systems, most commonly found in warmer climates.

In the majority of situations, it is required to have a mantle if one plans on putting a television above the fireplace to prevent melting. Mantles may surround the entire fireplace or simply be a shelf mantle. Heat and Glo Primo is one example of a company that makes fireplaces in which a mantle is not required if wanting to place a television above the fireplace.

In appreciation of this tour, I was able to gain the knowledge that I needed in order to choose the right fireplace to add to Clark and Ava's 300 apartment complex. I was able to draw inspiration from the array of modern fireplaces on display at the Home and Hearth showroom. It was emphasized that the linear fireplaces followed the trend of modernism while the box fireplaces with mantle surround followed the more traditional trends.

